

满意请打5分哦!

- 宝贝与描述相符 ★★★★★ 5
- 卖家的服务态度 ★★★★★ 5
- 卖家的发货速度 ★★★★★ 5



如纸质版安装图看不清, 请您微信扫描二维码关注公众号, 回复关键词【L159A 100】, 获取电子版图文说明。


如果有运输破损, 请告知客服具体什么配件, 让其帮您免费补发!

A*40	B*28
3.5CM自攻螺丝	小钉子

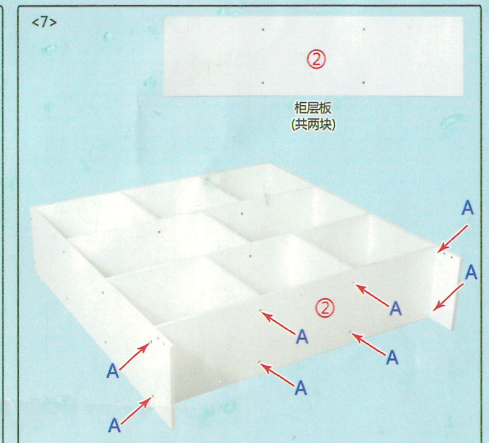

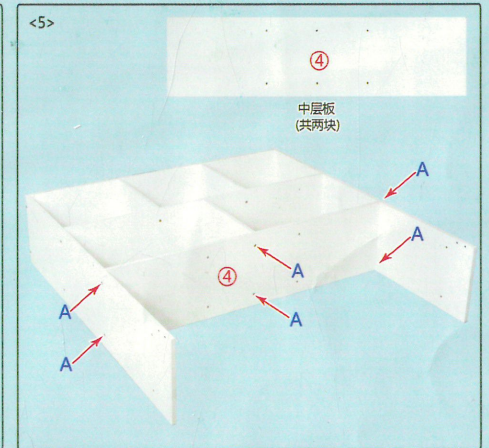

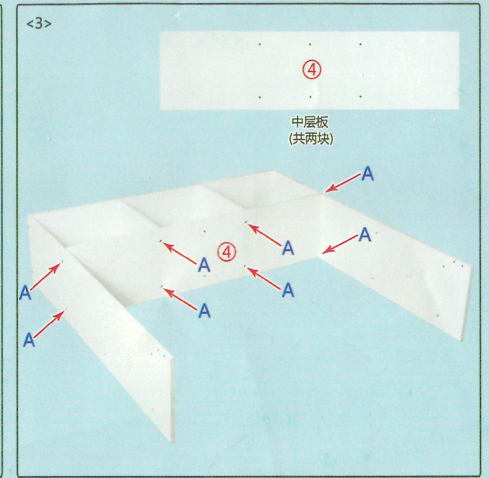


**温馨提示: 安装螺丝时拧七分紧, 等全部完成后再拧紧!**


**安装步骤:**

板子名称及序号:



**步骤1: 整体部分安装**





KW3-100



扫码有惊喜