

满意请打5分哦！

- 宝贝与描述相符 ★★★★★ 5
- 卖家的服务态度 ★★★★★ 5
- 卖家的发货速度 ★★★★★ 5



扫码即得
视频
说明书

如果有运输破损，请告知客服具体什么配件，让其帮您免费补发！



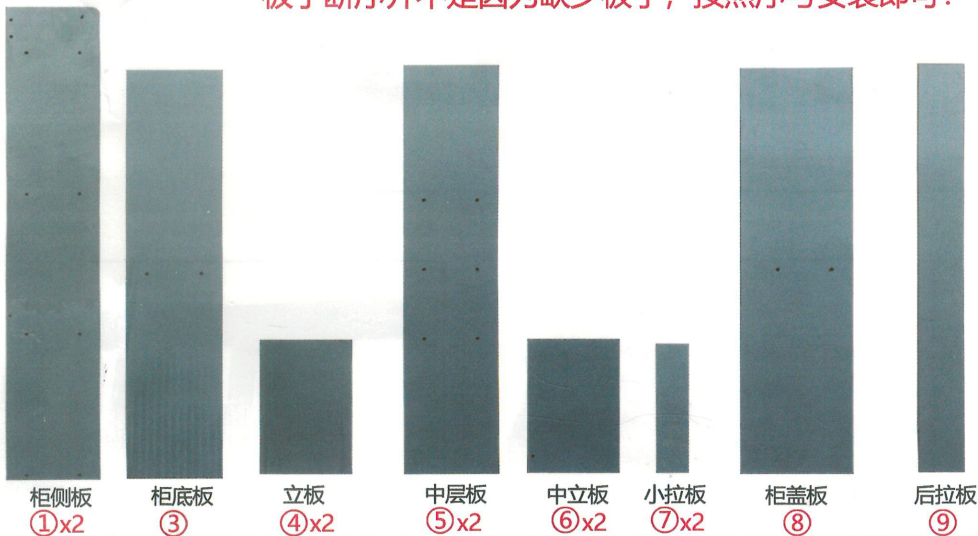
3.5CM自攻螺丝

A*40

温馨提示：安装时螺丝拧七分紧，等全部完成后再拧紧！



安装步骤：


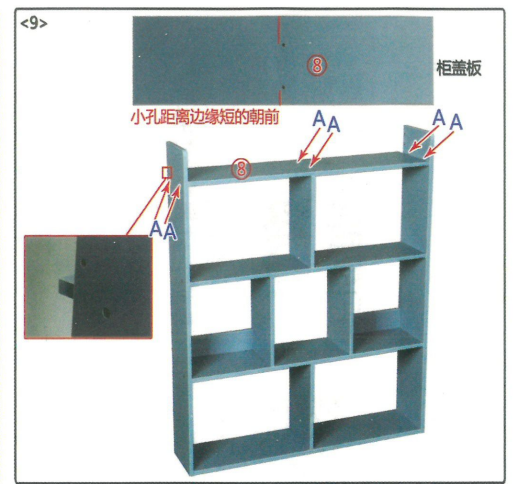
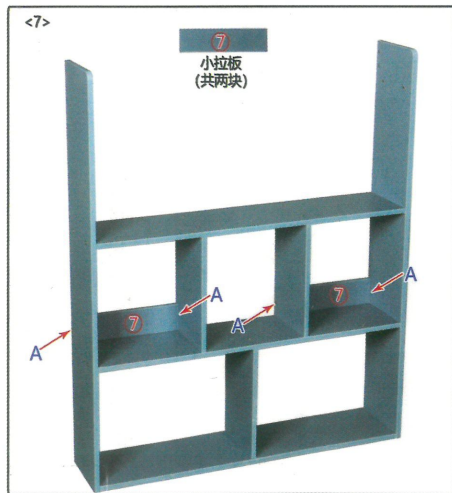
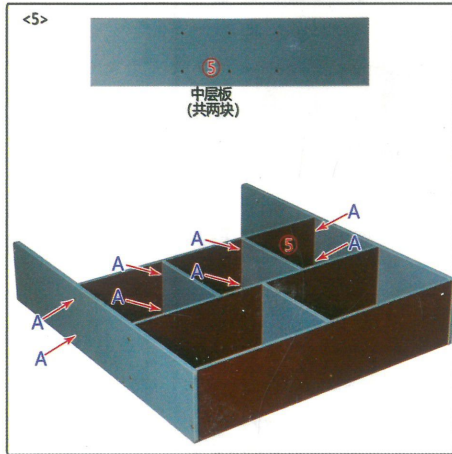

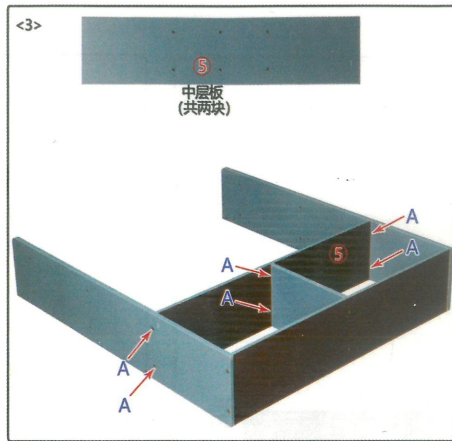

板子名称及序号：**板子断序并不是因为缺少板子，按照序号安装即可！**



步骤1：整体部分安装

<1>





KWA 80